



KEMENTERIAN PENDIDIKAN, KEBUDAYAAN, RISET, DAN TEKNOLOGI
BADAN PENELITIAN DAN PENGEMBANGAN DAN PERBUKUAN
PUSAT KURIKULUM DAN PERBUKUAN

Student's Book

My Next Words

For Elementary School

4

**Hak Cipta pada Kementerian Pendidikan, Kebudayaan, Riset, dan Teknologi Republik Indonesia.
Dilindungi Undang-Undang.**

Disclaimer: Buku ini disiapkan oleh Pemerintah dalam rangka pemenuhan kebutuhan buku pendidikan yang bermutu, murah, dan merata sesuai dengan amanat dalam UU No. 3 Tahun 2017. Buku ini disusun dan ditelaah oleh berbagai pihak di bawah koordinasi Kementerian Pendidikan, Kebudayaan, Riset, dan Teknologi. Buku ini merupakan dokumen hidup yang senantiasa diperbaiki, diperbarui, dan dimutakhirkan sesuai dengan dinamika kebutuhan dan perubahan zaman. Masukan dari berbagai kalangan yang dialamatkan kepada penulis atau melalui alamat surel buku@kemdikbud.go.id diharapkan dapat meningkatkan kualitas buku ini.

My Next Words Grade 4 – Student’s Book for Elementary School
Judul Asli: My Next Words Grade 4 – Student’s Book for Elementary School

Penulis

Lilin Rahmawati, Nur Fitriana Angrisia, Lili Nailufary

Penyadur

Lili Nailufary, Lilin Rahmawati

Penelaah

Itje Chodidjah (Penelaah Substansi)

Ika Lestari Damayanti (Penelaah Substansi)

Pipit Prihartanti Suharto (Penelaah Substansi)

Windy Hastasasi (Pengembang Capaian Pembelajaran)

Penyunting

Hendytio Rumbiono

Penyelia

Pusat Perbukuan dan Kurikulum

Penata Letak (Desainer)

Dewi Pratiwi

Ilustrator

Imam Kr Moncol

Penerbit

Pusat Kurikulum dan Perbukuan

Badan Penelitian dan Pengembangan dan Perbukuan

Kementerian Pendidikan, Kebudayaan, Riset, dan Teknologi

Cetakan pertama, 2021

ISBN 978-602-244-511-1 (jilid lengkap)

ISBN 978-602-244-513-5 (jilid 4)

Isi buku ini menggunakan huruf Myriad Pro, Minion Pro, Arial Rounded MT Bold, Yu Gothic, 10/13 pt.

x, 142hlm.: 25 cm.

Kata Pengantar

Pusat Kurikulum dan Perbukuan, Badan Penelitian dan Pengembangan dan Perbukuan, Kementerian Pendidikan, Kebudayaan, Riset, dan Teknologi mempunyai tugas penyiapan kebijakan teknis, pelaksanaan, pemantauan, evaluasi, dan pelaporan pelaksanaan pengembangan kurikulum serta pengembangan, pembinaan, dan pengawasan sistem perbukuan. Pada tahun 2020, Pusat Kurikulum dan Perbukuan mengembangkan kurikulum beserta buku teks pelajaran (buku teks utama) yang mengusung semangat merdeka belajar. Adapun kebijakan pengembangan kurikulum ini tertuang dalam Keputusan Menteri Pendidikan dan Kebudayaan Republik Indonesia Nomor 958/P/2020 tentang Capaian Pembelajaran pada Pendidikan Anak Usia Dini, Pendidikan Dasar, dan Pendidikan Menengah.

Kurikulum ini memberikan keleluasaan bagi satuan pendidikan dan pendidik untuk mengembangkan potensinya serta keleluasaan bagi peserta didik untuk belajar sesuai dengan kemampuan dan perkembangannya. Pada tahun 2021, kurikulum ini akan diimplementasikan secara terbatas di Sekolah Penggerak. Begitu pula dengan buku teks pelajaran sebagai salah satu bahan ajar yang akan diimplementasikan secara terbatas di Sekolah Penggerak.

Untuk mendukung pelaksanaan Kurikulum serta penyediaan buku teks pelajaran tersebut, salah satunya dengan melakukan penyaduran buku bahasa Inggris berjudul *My Next Words Grade 1 – Student’s Book for Elementary School* dari Penerbit CV. Prima Surya Pustaka. Buku Bahasa Inggris ini diharapkan mampu menjadi salah satu bahan ajar untuk mendukung pembelajaran pada satuan pendidikan di Indonesia.

Umpan balik dari pendidik, peserta didik, orang tua, dan masyarakat khususnya di Sekolah Penggerak sangat diharapkan untuk perbaikan dan penyempurnaan kurikulum dan buku teks pelajaran ini.

Selanjutnya, Pusat Kurikulum dan Perbukuan mengucapkan terima kasih kepada seluruh pihak yang terlibat dalam penyusunan buku ini mulai dari Penerjemah, Penyadur, Penelaah, Penyunting, Ilustrator, Desainer, dan pihak terkait lainnya yang tidak dapat disebutkan satu per satu. Semoga buku ini dapat bermanfaat untuk meningkatkan mutu pembelajaran.

Jakarta, Juni 2021
Kepala Pusat Kurikulum dan Perbukuan,

Maman Fathurrohman, S.Pd.Si., M.Si., Ph.D.
NIP. 19820925 200604 1 001

Kata Pengantar

Pelajaran Bahasa Inggris untuk peserta didik SD secara Nasional masih belum merupakan mata pelajaran yang wajib diajarkan. Oleh sebab itu sekolah yang memutuskan untuk menambah pelajaran bahasa Inggris kepada muridnya harus mengembangkan berbagai kebutuhan pengajarannya sendiri. Sekolah harus mengembangkan silabus, materi ajar dan evaluasinya, serta pengembangan gurunya.

My Next Words adalah produk dari hasil kajian cermat secara praktis maupun teoretis. *My Next Words* disusun berdasarkan observasi dan pengalaman empirik pengajaran bahasa Inggris di berbagai wilayah di Indonesia. Singkat kata untuk mengenalkan bahasa Inggris di SD diperlukan silabus dan materi yang disusun sesuai dengan konteks peserta didik dan sekolah di Indonesia pada umumnya. Tujuan yang tercantum dalam silabus harus dapat diwujudkan dalam materi ajar yang akan memungkinkan peserta didik menggunakan bahasa Inggris dan dapat dievaluasi tingkat keberhasilannya.

My Next Words disusun guna memenuhi tujuan utama pembelajaran bahasa Inggris di sekolah dasar yaitu memungkinkan peserta didik untuk berinteraksi dengan orang lain, baik guru maupun teman-temannya. Sebagaimana kaidah perolehan bahasa, maka kemampuan mendengar dan merespon harus diutamakan pada tahap awal di kelas rendah. Setelah peserta didik dapat secara otomatis merespon bahasa yang dikenalkan secara lebih otomatis, guru dapat mulai mengenalkan *reading* dan *writing* yang juga harus interaktif.

My Next Words dikembangkan dengan model yang mengawali pengenalan bahasa secara kontekstual. Melalui bahasa pengantar guru yang sesuai diharapkan setiap aktivitas pada tahap awal menarik perhatian peserta didik. Kemudian diikuti dengan praktik terbimbing agar siswa percaya diri dan baru diikuti oleh latihan menggunakan bahasa secara lebih bebas oleh siswa.

Agar guru mampu menyelenggarakan proses pembelajaran yang interaktif tersebut, selain kemampuan berbahasa lisan yang cukup, guru membutuhkan materi ajar yang membantunya untuk memungkinkan peserta didik berinteraksi. Oleh sebab itu, bahan ajar yang kami kemas dalam *My Next Words* banyak memberikan lembar-lembar kerja (*worksheet*) sebagai alat interaksi bagi peserta didik. Selain itu, bahan ajar yang kami buat tersebut selalu memiliki topik yang selalu berada pada konteks situasi, selain juga mengenalkan peserta didik kepada berbagai pola bahasa sederhana sebagai pilihan.

My Next Words menggunakan azas daur ulang dalam pengenalan konsep bahasa. Berbagai kosa kata diulang-ulang dan ditambahkan tingkat kesulitannya secara bertahap agar materi bahasa yang dipelajari tersimpan dalam long-term memory. Agar pembelajaran terjadi secara interaktif penggunaan *gestures and actions* oleh guru mutlak diperlukan. *My Next Words* solusi pengajaran bahasa Inggris di tingkat Sekolah Dasar.

Itje Chodidjah
Writer Consultant & Editor

Prakata

Alhamdulillah, segenap puji syukur kami panjatkan kepada Allah SWT yang telah memberikan karunia dan kesempatan kepada kita semua. Kami mengucapkan terima kasih yang tak terhingga kepada semua pihak yang telah memberi dukungan baik materi maupun motivasi serta fasilitas sehingga kami bisa menyelesaikan buku My Next Words.

Penulisan buku ini disusun berdasarkan kurikulum yang dibuat oleh English for Young Learner Community (EYLC) Sidoarjo, yaitu kelompok kerja guru bahasa Inggris SD/MI Muhammadiyah se-Sidoarjo. Tujuan utama dari penulisan buku ini adalah memberikan buku pegangan peserta didik seluruh rangkaian kegiatan pembelajaran bahasa Inggris di dalam kelas. Pembelajaran yang menitikberatkan pada kegiatan mendengar dan berbicara akan memotivasi dan menumbuhkan rasa percaya diri dalam menggunakan bahasa Inggris di kehidupan sehari-hari. Buku ini juga disusun berdasarkan tingkat perkembangan, karakter dan lingkungan anak.

My Next Words ini menyajikan materi pembelajaran yang sederhana agar anak mampu berkomunikasi dengan menggunakan bahasa Inggris sesuai dengan dengan perkembangan dan kebutuhan anak dalam berkomunikasi. Agar karakter bahasa sebagai alat komunikasi dapat diwujudkan dalam kegiatan belajar sehari-hari dan berkelanjutan, maka guru diharapkan menggunakan bahasa Inggris dalam rangkaian kegiatan pembelajaran di kelas dan di luar kelas, agar anak dapat menggunakannya dalam konteks kehidupannya sehari-hari.

Semoga buku ini bisa bermanfaat dan menjadi wacana baru bagi guru-guru Bahasa Inggris sebagai upaya peningkatan kualitas peserta didik dalam menghadapi perkembangan global. Kami berharap saran yang membangun dapat diberikan oleh pemerhati dan pendidik terutama dalam bidang bahasa Inggris demi penyempurnaan buku ini.

EYLC Team
Writers

About EYLC TEAM

English for Young Learner (EYLC) SD/MI Muhammadiyah Sidoarjo adalah kelompok kerja guru Bahasa Inggris. Tim ini terbentuk di awal tahun 2010 dengan latar belakang banyaknya masalah pembelajaran bahasa Inggris di tingkat dasar, mulai dari materi dan metode pembelajaran bahasa itu sendiri.

Tim ini dibentuk dengan tujuan memperbaiki pembelajaran bahasa Inggris di tingkat dasar, diawali dengan membuat kurikulum yang sesuai dengan perkembangan anak, kontekstual dan menyenangkan. Empat kemampuan bahasa yaitu *listening, speaking, reading dan writing* merupakan aktivitas yang tidak terpisahkan dalam penyusunan kurikulum tersebut.

Dengan tahapan belajar presentasi, practice dan production, siswa belajar secara terarah dan terukur. Di bawah bimbingan Ibu Itje Chodijah, kurikulum yang sudah mulai kita terapkan selama setahun, memperlihatkan hasil yang bagus. Siswa menjadi aktif mengikuti kegiatan pembelajaran yang dirancang dengan matang dan memperhatikan perkembangan anak. Agar pembelajaran lebih efektif, maka memunculkan ide untuk pembuatan buku *My Next Words*.

Dengan terbitnya buku *My Next Words*, diharapkan dapat memberi manfaat dan kemudahan dalam mengajarkan bahasa Inggris di tingkat dasar. Tentunya tidak ada yang sempurna dari keseluruhan isi buku ini. Kritik dan saran yang membangun tetap kami harapkan untuk kesempurnaan buku ini di masa mendatang.

CONTENTS

1
What Are You Doing?

>>>
1 - 13



2
There Are 67 English Books

>>>
14 - 20



3
My Living Room is Beside The
Kitchen

>>>
21 - 33



4
Cici Cooks in The Kitchen

>>>
34 - 44



5
Where is My Pencil?

>>>
45 - 53



6
The Stove is in The
Kitchen

>>>
56 - 67





<<<
68 - 74



<<<
77 - 96



<<<
97 - 109



<<<
110 - 117



<<<
118 - 126



<<<
127 - 133

7
I Can Make Fried Egg in
The Kitchen

8
Be On Time!

9
I Go to School after
Having Breakfast

10
He Always Gets Up at 5
O'clock

11
How Do You Go to
School?

12
He Goes to School by
Bike

An illustration of four children and a tiger in a park. In the background, there are two green trees with pink fruit, a blue sky with white clouds, and a small green bird perched on a branch. In the foreground, a yellow tiger with orange stripes is sitting on a green hill. The children are standing on the hill. The boy on the left is wearing a red shirt. The boy on the right is wearing a brown shirt. The girl on the left is wearing a pink dress with a white flower. The girl on the right is wearing a blue hijab, a green shirt with a heart, and a yellow skirt. The names of the children and the tiger are written in blue text next to them.

Made

Joshua

Cici

Aisyah

Kimi





What Are You Doing?



What are you doing?

I am cleaning the table.



Singing with “Are You Sleeping” tone

We are drawing, we are drawing
You are reading, you are reading
What are you doing now
What are you doing now
I’m playing
I’m playing

She is cooking, she is cooking
He is eating, he is eating
What are you doing right now
What are you doing right now
I’m singing
I’m singing



 Look and Say



Aisyah is **reading** a book
in the library.



Cici is **writing**
in the classroom.



Students are **discussing**
in the classroom.



Aisyah and Cici are **going** to school by bike.



Aisyah and Cici are **dancing** “Tari Piring” in the classroom.



Joshua is **watching** TV in the living room.



Made and Cici are **having** lunch in the canteen.



Cici is **borrowing** books in the library.



Aisyah and Cici are **buying** snacks in the canteen.



Joshua and his friends are **going to** school on foot.



Made and his friends are **playing** marbles in the schoolyard.



Talk about your friend's activities.





Look and Write

Look at the picture and write your friend's activities.



1

Joshua is _____



2

Cici is _____



3

Joshua is _____



4

Cici and her friends are _____



5

Aisyah is _____



6

Made is _____



7

Made is _____



8

Joshua and Made are _____



Listen and Write

“What are they doing?”

1



Cici is eating in the canteen.

2



3



4



5



6



7



8



9





Look and Write

Example:

The students are **playing** in the **schoolyard**.



Made is _____ at the canteen.



The students _____.



_____ .



_____ .



_____ .




My New Words



Going Drinking Eating
Cleaning Playing Swimming
Borrowing Writing Drawing
Dancing Discussing
Reading Buying



There Are 67 English Books



How many
English books
are there?

Sixty seven.

Look and Say





Look and Answer

Look, count, and say.



$$25 + 15 = \dots$$



$$75 - 3 = \dots$$



$$40 - 2 = \dots$$



$$73 + 27 = \dots$$

Plus
(+)



$$80 + 2 = \dots$$



$$100 - 25 = \dots$$

Minus
(-)



$$15 + 4 = \dots$$



$$75 + 15 = \dots$$

Is
(=)



$$30 + 13 = \dots$$



$$35 - 2 = \dots$$



Guess my number.

What is my number?
It is between 50 and 60.

Your number is
fifty five.



Look and Match



Fifty eight



Sixty two

Sixty seven



Seventy five

Eighty nine

Fifty six

Seventy two



Sixty five

Ninety two



Ninety eight





Look and Write



No	The owner of house	Number of the house
1	Mr. Putra	Sixty three
2		
3		
4		
5		
6		
7		
8		

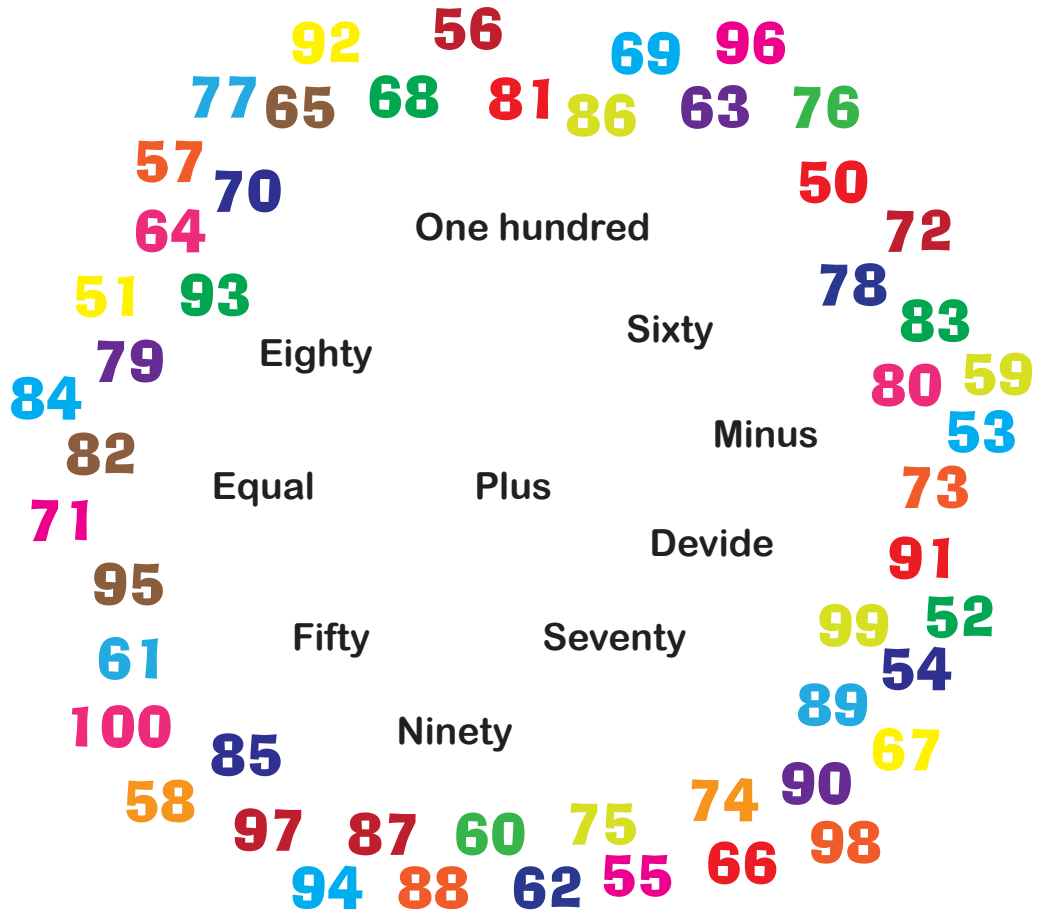


26	27	28	29	30
25	24	23	22	21
16	17	18	19	20
15	14	13	12	11
6	7	8	9	10
5	4	3	2	1

START



My New Words





My Living Room is Beside Kitchen



Where is
Joshua?

Look and Say




Garage




Living room



Bedroom




Bathroom



Dining room



Kitchen



Let's Search

D	I	N	I	N	G	R	O	O	M
O	J	L	F	J	H	B	D	O	G
W	G	F	G	A	W	R	Y	J	M
Q	S	C	K	N	E	Q	X	S	Z
L	I	V	I	N	G	R	O	O	M
X	T	U	T	Y	A	H	N	W	T
G	E	W	C	K	R	D	F	J	H
G	L	A	H	E	A	S	L	N	Y
W	G	G	E	K	G	W	K	C	A
K	I	T	C	H	E	N	H	A	R
N	K	L	L	Z	K	L	F	C	D
K	B	A	T	H	R	O	O	M	Q
G	S	R	K	R	F	D	Y	R	W
B	E	D	R	O	O	M	G	O	E
K	A	S	I	Q	H	A	Z	T	A



Put Right (✓) or Wrong (X), based on the picture above.

1. The bedroom is behind the kitchen.
2. The living room is beside the bathroom.
3. The bathroom is beside the living room.
4. The kitchen is behind the bedroom.
5. The kitchen is beside the dining room.
6. The living room is beside the dining room.



Look and Answer



Made and his family go to their grandparent's house in the village by car. In the middle of their trip, the rain falls very hard. They stop in an empty house. Made opens the door and see mice and cockroaches. The mice shocked me. Can you see them?

There are 2 mice on the plate. _____



Use it as a rap.




My Rooms

Hello my friend, show me your rooms
Tell me my friend, how is your room?
It's my bedroom and it's very clean
Let me tell you, clean is healthy





Look and Say



The bathroom is **clean**.




The bedroom is **dirty**.



The living room is **big**.



The kitchen is **clean**.




The dining room is **large**.



The bathroom is **dirty**.



The bedroom is **tidy**.

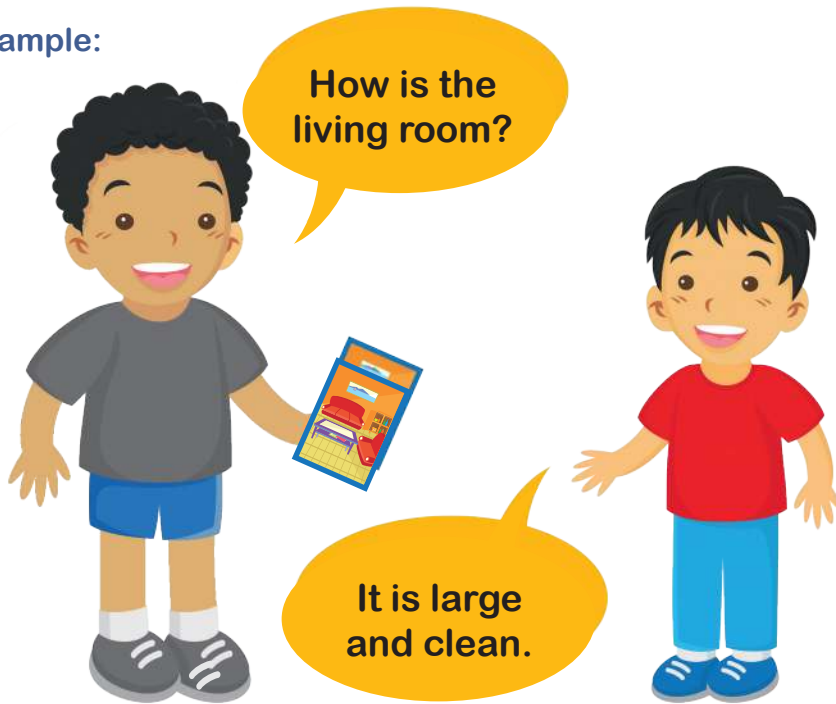


The garage is **empty**.



Take the flash card.

Example:



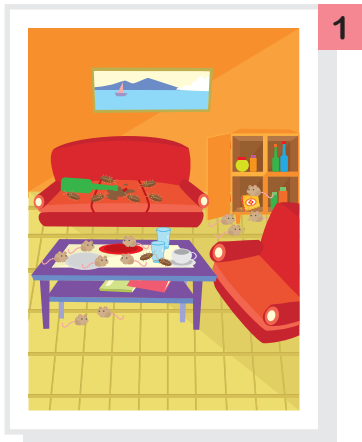
No	Name	Rooms	Condition
1	Made	Living room	Large and clean
2			
3			
4			
5			
6			



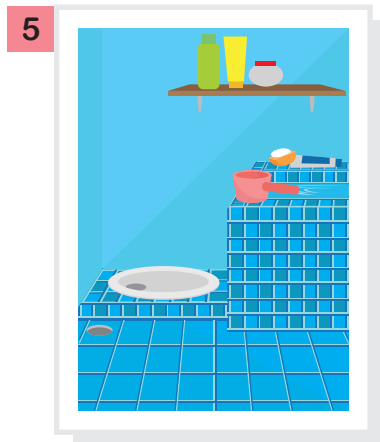

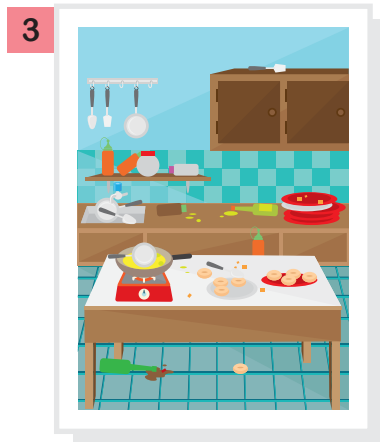
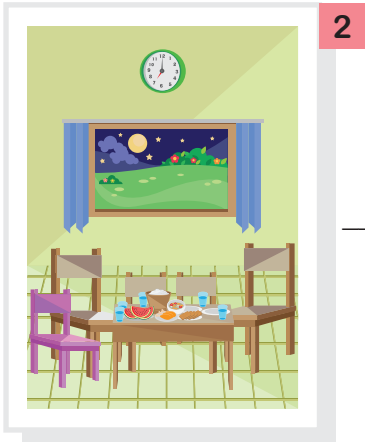
Look and Write



The bedroom
is clean.



The living room is _____





My New Words

Dirty Tidy Big
Large Empty Clean

Living room Dining room
Bathroom Garage
Bedroom Kitchen

Cici Cooks in The Kitchen



Look and Say



Mr. Ilham **reads** a book in the living room.



Joshua **watches** TV every Saturday.



Cici **sleeps** in the bedroom.



Joshua **takes a bath** everyday.



Mrs. Neneng **cooks** in the kitchen.



Cici **doesn't study** every evening.



Cici and her mother **cook** in the kitchen.



Cici and her family **having dinner** everyday.



Joshua and Made **don't study** in the living room.



Listen and Circle



- 1 What does Mrs. Neneng do in the kitchen?
- a. cooks
 - b. studies



- 2 What does Joshua do in bedroom?
- a. studies
 - b. sleeps



- 3 What does Cici do in the livingroom?
- a. watches TV
 - b. studies




- 4 What does Made do in the living room?
- a. studies
 - b. plays



- 5 What does Aisyah do in the dining room?
- a. eats
 - b. sleeps



- 6 What does Bagas do in the bedroom?
- a. plays
 - b. studies



Let's Search

D	C	O	O	K	W	Y	D	G
P	R	G	A	A	R	I	S	W
L	T	F	T	F	I	D	T	H
A	U	C	D	H	T	A	U	Y
Y	H	S	L	E	E	P	D	H
E	W	A	T	C	H	D	Y	K
T	J	S	T	U	U	S	T	V
S	D	R	G	L	D	K	G	H
A	U	H	P	L	A	G	J	Y
T	A	K	E	A	B	A	T	H
R	G	H	N	M	O	E	A	T



Take the flash card
and ask your friend.



No	Name	Activities	Place
1	Aisyah	Eat and drink	Dining room
2			
3			
4			
5			
6			

Report:

1. Aisyah eats and drinks in the dining room.

2. _____.

3. _____.

4. _____.

5. _____.

6. _____.



Look and Answer



1. What does Made do in the living room? _____

2. Does he study? _____

3. Does he sleep? _____

4. What are on the table? _____



Look and Write



Complete the sentences.



1. Mr. Udin _____ a newspaper in the living room.
2. Cici and mom watch _____ in the living room.
3. Lili plays doll in the _____ .
4. Ujang reads story _____ in the living room.



My New Words




Bedroom



Living room


Garage

Kitchen



Dining room

Bathroom



Where is My Pencil ?




 **Look and Say**

In the living room



clock



picture



shelf



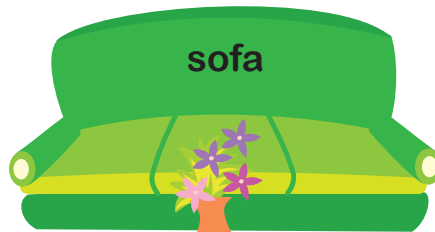
television



cupboard



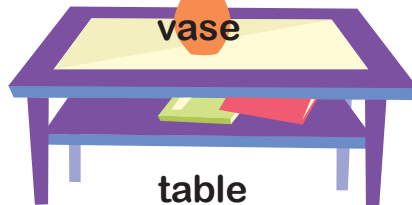
lamp



sofa



sofa



vase

table



sofa

In the bedroom



wardrobe

pillow

blanket

bolster

bed

chair

mirror



Let's Arrange
The Words

BTLEA

Table

RETUCIP

CKLOC

MLAP

FOSA

SVAE

VILETESION



1. There is a bed in the bedroom.
2. There are 2 _____ on the bed.
3. There is _____ between two bolsters.
4. There _____ blanket on the _____.
5. There _____ a mirror _____.



Take your cards and play the game.

What are in the living room?

Sofa, table, television, and cupboard.





Look and Write



1. Is Cici's pencil on the chair? _____
2. Where is her pencil ? _____
3. What are on the sofa ? _____
4. Where does Cici sit? _____
5. Where is Cici's bag? _____

Help Made to put the things on the right place.



1. The shirt and trousers are in the cupboard.

2. _____ .

3. _____ .

4. _____ .

5. _____ .

6. _____ .



My New Words




Table	Sofa
Lamp	Clock
Cupboard	Bed
Picture	Pillow
Shelf	Bolster
Vase	Wardrobe
Television	Pillow





The Stove is in The Kitchen







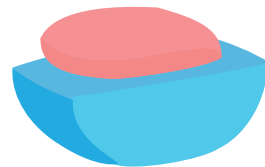





In the kitchen



In the bathroom



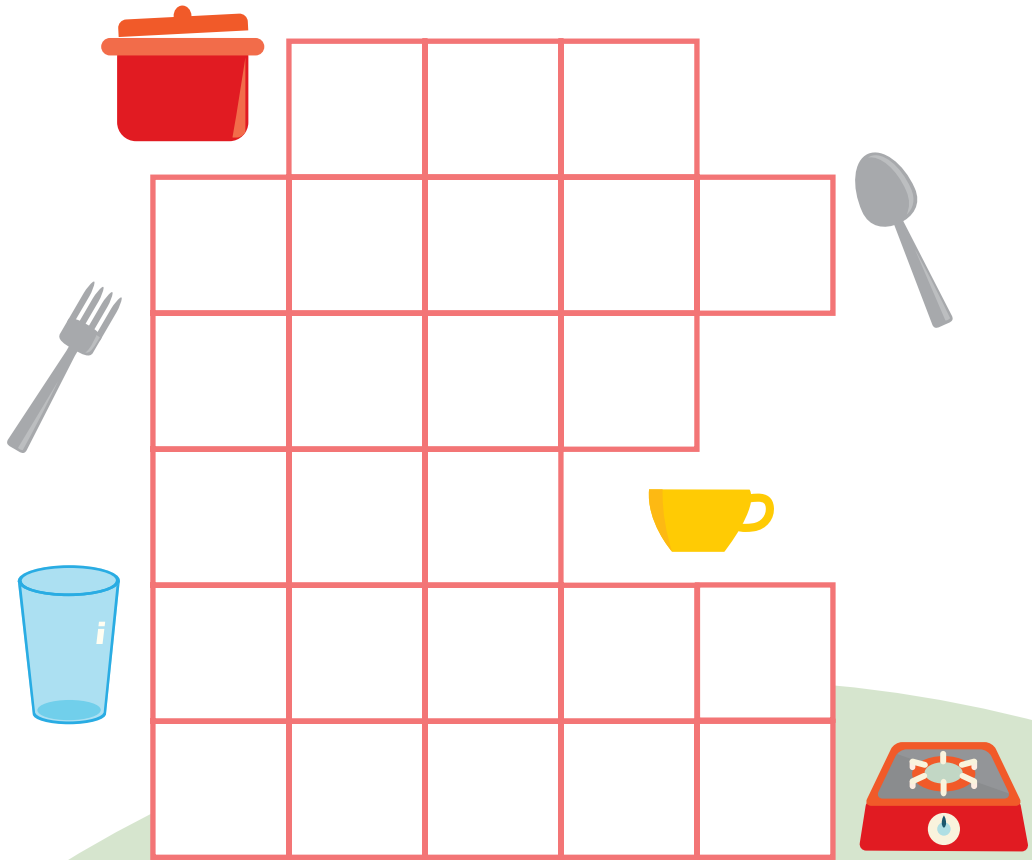


Let's Search

Search the word you can find in the bathroom.

T	O	O	T	H	P	A	S	T	E
O	A	H	O	O	G	K	S	L	P
T	F	G	O	T	W	A	T	E	R
H	R	F	T	U	G	E	G	P	K
H	H	S	H	M	H	R	L	F	H
P	Y	D	B	U	T	H	U	P	T
A	A	G	R	J	J	G	S	T	F
S	O	A	P	K	K	U	W	G	E
D	G	H	S	H	A	M	P	O	O
U	C	B	H	O	L	K	Q	F	G

Write the word you can find in the kitchen.





Look and Say



Made and Joshua study in the bedroom.
They do not study in the living room.



Mr. Johanes works in the market
He does not work in the office.



Cici eats in the kitchen.
She does not eat in the dining room.



Kimi plays the ball in the yard.
He does not play it in the living room.



Take cards and answer the question





Look and Write



On sunday morning, I will taje a bath. But the bathroom is very dirty. So I clean it first.

I take a bath in my _____.



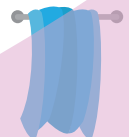
I use _____  to clean my body and _____



to wash my hair. I never forget to brush my teeth using _____



and _____  After all I dry my body using _____.





Read and Answer

Example: Maria **doesn't** eat in the living room.

1. They _____ watch TV in the bathroom.
2. We _____ sleep in the kitchen.
3. Aisyah _____ listen to the radio in the bathroom.
4. My parents _____ read newspapers in the bathroom.
5. Lili _____ sleep in the garage.
6. Joshua _____ study in the kitchen.
7. Made _____ see the sofa in the bathroom.
8. You _____ see a blanket in the living room.
9. Mrs. Salma _____ see bolster in the kitchen.
10. Cici _____ take a bath in the kitchen.




Describe your own room.

Example:



This is my living room. My living room is big and clean. There are a sofa, a table, and a television in the living room. I watch TV in it. I love my living room.




My Bedroom

A large, empty rectangular box with a blue border, intended for drawing or writing about the bedroom.

Seven horizontal lines for writing, located below the drawing area.



Describe your own room.



A large, empty rectangular box with a blue border, intended for drawing or writing a description of a room.

Seven horizontal lines for writing a description.



I Can Make Fried Egg in The Kitchen



 Look and Say



Aisyah is in the kitchen.
She **can** cook noodle.

Made and Joshua are in the living room.
They **can** watch television.





Aisyah and Cici are in the bedroom.
They **can not** play badminton
in the bedroom.



Ujang is in the bathroom. He **can** wash
his hands in the bathroom.



Cici and her mother are in the kitchen.
Mother **can** cook in the kitchen, but Cici can't study in the kitchen.






Look and Write


Look at the picture and write the things you can do.

In the bedroom



- Take a rest
- _____
- _____

In the bathroom



- _____
- _____
- _____

In the living room



- _____
- _____
- _____

In the kitchen



- _____
- _____
- _____

Fry fish
 Read magazines
 Cook noodles
 Play puzzle

Brush my teeth
 Watch TV
 Take a rest

Study English
 Do my homework
 Wash my hands
 Boil water



Ask your friend using
"What you can do in the...?"



No	Name	Activity
1	Aisyah	Make noodle
2		
3		
4		
5		
6		



Describe your activity that you can do in your room.



Example:

In my living room

My living room is big and clean.
My father drinks coffee. My mother reads a magazine. My sister plays a doll and I read a story book.



In my kitchen



My New Words

can

can not





Be on Time!



What time
is it?

It is half
past eight.





Look and Say




It is one o'clock



It is twelve o'clock



It is five o'clock



It is nine o'clock



It is half past nine



It is half past four



It is half past one



It is half past six



Listen and Circle

Listen to your teacher and circle the time. A or B.

1

A. 09.00
B. 09.30

2

A. 10.30
B. 07.00

3

A. 08.30
B. 05.30

4

A. 11.30
B. 12.00

5

A. 03.30
B. 01.00

6

A. 02.30
B. 04.30

7


A. 05.00
B. 07.30

8

A. 01.30
B. 02.00



Take your card
and ask "What time is it?"





Look and Answer

Look at the picture and put a tick (✓).



Is it half past nine?

Yes

No



Is it half past seven?



Is it half past twelve?



Is it half past one?



Is it nine o'clock?



Look and Write


What time is it?

 11:00	_____	 07:00
 10:30	_____	 11:30
 03:00	_____	 04:00
 10:00	_____	 01:30
 08:30	_____	 06:00




Draw the clock.

1




It is eleven o'clock

2




It is half past two

3



It is eight o'clock

4



It is half past five

5

It is three o'clock

6

It is half past twelve

7

It is nine o'clock

8

It is half past six



Look and Say



It is quarter past eight



It is quarter past three



It is quarter to seven



It is quarter past twelve



It is quarter to nine



It is quarter to ten



It is quarter to twelve



It is quarter to six








Take Flash Card



No	Name	Question	Answer
1	Aisyah	Is it quarter past ten?	No. It is quarter past eight.
2			
3			
4			
5			
6			

 Listen and Draw



 Look and Say



What time does Joshua get up?

What time does Joshua take a bath?





What time does Joshua have breakfast?



What time does Joshua go to school?



What time does Joshua go to bed?



**Do you get up
at 4 o'clock?**

**No, I get up
at 4.30**



Ask your friend

No	Name	Question	Answer
1	Joshua	Do you get up at 4 o'clock?	No. I get up at half past four
2		Do you have breakfast at six o'clock?	
3		Do you go home at quarter past three?	
4		Do you take a bath at half past six?	
5		Do you have dinner at seven o'clock?	
6		Do you go to bed at nine o'clock?	



Look and Write



1



He plays football at half past three.



2



He _____ at _____ .



3



4

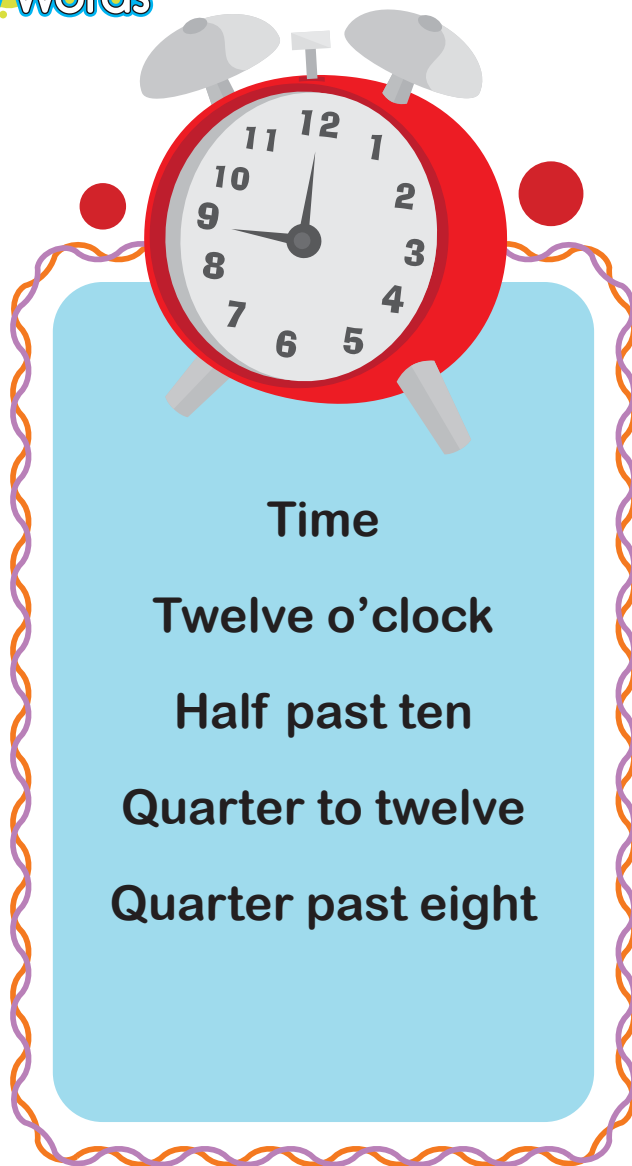


5





My New Words



I Go to School after Having Breakfast

Good morning
Made, come on,
wake up!
Wake up!





Look and Say



get up



take a bath



brush your teeth



water the flowers



have breakfast



go to school



go to work



study



cook



play



Look and Write

Look at the picture and write sentences about it.







9



10



Ask your friend.



No	Friend's name	Answer
1	Cici	Take a bath.
2		
3		
4		
5		
6		



Look and Circle

gotoschool
uskhavedinnerxiskadprayhhjeyklggohomehwkleiophavelunchwesaostudytrusigotoschoolwaiskilhavebreakfastwajcfnfkbrushteethgetrtsoomdresseditadokiwakeupsleepquddpolitakeabathwkjlmzr

Circle activities you do everyday



Listen and Circle

1 a.



b.



2 a.



b.



3 a.




b.



4 a.



b.



5 a.



b.





Look and Write

1. I _____ at 04.30 in the morning.
2. I go to the bathroom and _____.
3. I _____ in the kitchen.
4. I _____ by bus.
5. I _____ kite in the field.
6. I _____ at 3.00 in the afternoon.
7. I _____ Math.
8. I _____ at 6.30.
9. I _____ in bed before sleeping.
10. I _____ at 9.30.

study
brush my teeth
go to sleep
wake up
play
have dinner
go to school
have breakfast
read a book
water the flowers



Pair Work



What does he do at six o'clock?

He takes a bath.





My New Words



Cook

Brush your teeth

Work

Take a bath

Get up

Go to school

Pray

Have
breakfast

Play

Prepare
to School



10

He Always Gets Up at 5 O'clock

What do you do
on Sunday
morning?

I always fish
at the river

 Look and Say



Fahri always gets up at 04.00.



Fahri usually takes a bath at 04.30.



Fahri always has breakfast at 06.00.



Fahri never goes to school at 06.45.



Fahri sometimes studies at 08.00.



Fahri never goes to bed at 07.00 o'clock.



Ask your friends using
"What time do you . . .?"



No	Name	get up	take a bath	have breakfast	go to school	go to bed
1	Fahri	04.00	04.30	06.15	06.30	09.30
2						
3						
4						
5						
6						

Report:

1. Fahri always gets up at 04.00

2. _____

3. _____

4. _____

5. _____

6. _____



Match the picture and the activities.





Read and Write

Aisyah's Activity on Sunday

Today is Sunday. Aisyah and her family get up at 04.30 in the morning. They pray shubuh together at 05.00 o'clock. Aisyah's father cleans his car. Her mother cooks in the kitchen. Aisyah helps her mother in the kitchen. Her brother sweeps the yard. At eight o'clock, they have breakfast. At nine o'clock they visit grandma in Surabaya. They arrive home at half past nine in the evening. Then, they go to bed.

Mark the sentences **T (true)** or **F (false)** based on the space provided.

T/F

1. Aisyah and her family get up at 04.00 o'clock
2. Aisyah prays shubuh at 05.00 o'clock
3. Aisyah's father cleans his car
4. Aisyah's brother sweeps the floor
5. Aisyah doesn't help her mother in the kitchen
6. Aisyah and family have breakfast at 08.00
7. Aisyah visits her grandma in Lamongan
8. Aisyah and her family visit their grandma at 09.00
9. They arrive home at half past nine.
10. After arrive home, Aisyah goes to bed.



Look and Write

Write the following sentences in the correct order.

Before dinner I do my homework

I go to bed at 9 o'clock in the evening

I go home at 2 o'clock in the afternoon

I wash my face, brush my teeth and eat my breakfast

I wake up at 5 o'clock in the morning

At 7:30 I go to school

After dinner I read a book

I wake up at 5 o'clock in the morning

.....

.....

.....

.....

.....

.....

.....



Look and Write


Complete the sentences.

Me and My Day

My name is _____. I usually wake up at _____ and get up at _____. I take a bath at _____ and get dressed at _____. I have my breakfast in the _____. I eat _____ for breakfast. I go to school at _____. I go home at _____. I watch TV at _____ and sleep at _____.



My New Words



How Do You Go to School?





The Wheels on the Bus

The wheels on the bus go round and round
Round and round round and round
The wheels on the bus go round and round
All through the town


The wiper on the bus go wuush wuush wuush
wuush wuush wuush wuush wuush wuush
The wiper on the bus go wuush wuush wuush
All through the town

The people on the bus go up and down
Up and down up and down
The people on the bus go up and down
All through the town

The money on the bus go cling cling cling
Cling cling cling cling cling cling
The money on the bus go cling cling cling
All through the town



Look and Say




It is a **bike**.



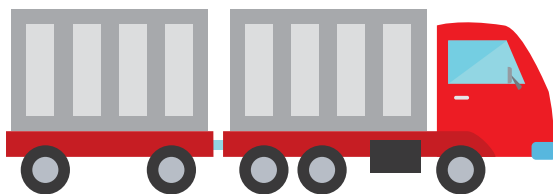
It is a **pedicab**.



That is a **boat**.



That is a **ship**.



That is a **truck**.




That is a **bus**.



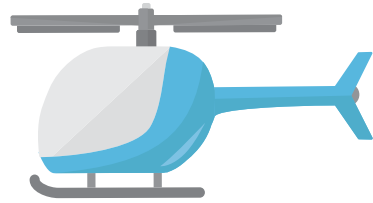
It is a **motorcycle**.



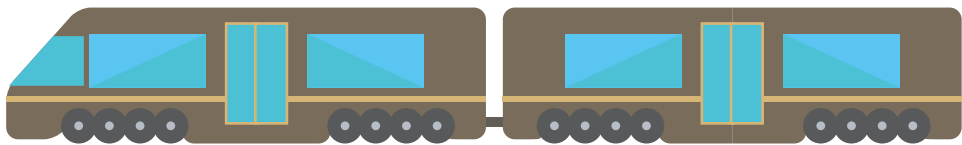
That is a **car**.



That is a **plane**.



It is a **helicopter**.



That is a **train**.



Look and Write

1



Bike

2



3



4



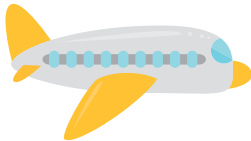
5



6



7



8



9




10





Look and Match



- A. Mother goes to the market on foot.
- B. Made rides a bike around the Townsquare.
- C. Mr. Udin goes to work by motorcycle.
- D. Mrs. Maria goes to the Supermarket by car.
- E. Mr. Surya goes to Jakarta by plane.
- F. Aisyah goes to school by pedicab.



Match the picture with name.





Let's do Survey



No	Name	Vehicle	Sentence
1	Made	Car	Made goes to school by car
2			
3			
4			
5			
6			



My New Words



Bike
Plane
Truck
Bus
Pedicab
Car
Motorcycle
Train
Helicopter
Boat
Ship

He Goes to School by Bike





Look and Say



**Father goes to the office
at 07.00 by bus.**



**Joshua goes to school
at 06.30 by bike.**



**Mother goes to the market
at 06.00 by pedicab.**



Cici goes to the book store
at 09.00 by car.



Grand father goes to the paddy field
at 06.30 on foot.



Look and Match

Match the picture with the sentences.



- Aisyah and her family go to Surabaya by car.
- Mrs. Maria goes to the office at 07.00 by bus.
- Joshua and Made go to Malang at 06.00 by train.
- My mother goes to the market at 08.00 by pedicab.
- Joshua goes to school at 06.30 by bike.



Take your cards
and tell to your friend.

I go to Bali by plane





Look and Write

Write a sentence through the table.



Sentence:

1. Father goes to work at quarter to seven by motorcycle.

2. _____ .

3. _____ .

4. _____ .

5. _____ .



My New Words



go to... by... at...

Daftar Pustaka

- A, Scott, Wendy and H. Ytreberg, Lisbeth. 2012. *Teaching English to Children*. Pearson Education Limited. England
- Boyd, Brian. 2009. *Motivating Learning*. British Council. UK
- Boyd, Paul and Batstone. 2006. *Differentiated Early Literacy for English Language Learners*. California State University-Long Beach. Pearson. USA
- Doff, Adrian and Jones, Christopher. 2005. *Language Links Grammar and Vocabulary for Self-study*. Cambridge University Press. UK
- Elizabeth, M.E.S, dan Rao, Digumarti Bhaskara, 2007, *Method of Teaching English*. Discovery Publishing House. New Delhi. India
- House, Susan. 1997. *An Introduction to Teaching English to Children*. Richmond Publishing. London. UK
- Hutchison, Susan and Roberts, Rachael. 2008. *Premium B1 Level Teacher Book*. Pearson Longman. England
- Jason, Renshaw. 2007. *Boost! Writing 4*. Pearson Longman Asia ELT. Hongkong
- Kelly, Miles, 2013. *Nursery Treasury*, Miles Kelly Publishing. UK
- K.E. Suyanto, Kasihani. 2014. *English for Young Learners*. PT. Bumi Aksara. Jakarta
- Lewis, Gordon with Bedson, Gunter. 1999. *Games for Children*. Oxford University Press. UK
- Linse, Caroline dan Schottman, Elly. 2016. *Cambridge Global English Learner's Book 3*. Cambridge University Press. UK
- Linse, Caroline dan Schottman, Elly. 2016. *Cambridge Global English Activity Book 3*. Cambridge University Press. UK
- Stevenson, Angus. 2010, *Oxford Dictionary*, Oxford University Press. New York
- Taylor, Anne and Kilpatrick, Linda. 2006. *Listening Starter 1*. Compass Publishing. USA
- Taylor, Anne and Kilpatrick, Linda. 2006. *Listening Starter 2*. Compass Publishing. USA

Profil Penyadur

Nama Lengkap : Lili Nailufary
Email : citratiara2129@gmail.com
Instansi : SD Muhammadiyah 1 Sidoarjo
Alamat Instansi : Jl Raden Patah no 91 F Pucanganom Sidoarjo
Bidang Keahlian : Guru IPA dan Bahasa Inggris

Riwayat Pekerjaan/Profesi:

1. Guru SD

Riwayat Pendidikan dan Tahun Belajar:

1. Diploma 2, School of Business (SOB) Malang jurusan English Conversation (tahun 1999-2001)
2. Strata 1, Universitas Udayana Bali Jurusan MIPA-Kimia (tahun 2001)
3. Diploma Akta IV Universitas Muhammadiyah Sidoarjo (tahun 2009)

Judul Buku dan Tahun Terbit:

1. Buku Siswa “My Next Word “ SD Kelas 4 (tahun 2015)
2. Buku Guru “Teacher Book My Next Word” SD Kelas 4 (tahun 2017)

Profil Penyadur

Nama Lengkap : Lilin Rahmawati, S.pd.,M.Pd.I.
Email : rhendra.pangestu@gmail.com
Instansi : MI. Muhammadiyah 3 Penatarsewu
Alamat Instansi : Jl.KH. Ahmad Dahlan, Ds. Penatarsewu,
Tanggulangin - Sidoarjo
Bidang Keahlian : Guru Bahasa Inggris

Riwayat Pekerjaan/Profesi:

2002 – Sekarang: Mengajar di MI Muhammadiyah 3 Penatarsewu Tanggulangin-Sidoarjo

Riwayat Pendidikan dan Tahun Belajar:

- S1: FKIP Bahasa Inggris, Universitas Muhammadiyah Malang (lulus tahun 2003)
S2: Pasca Sarjana Universitas Muhammadiyah Sidoarjo, Jurusan Magister Pendidikan Islam (lulus tahun 2020)

Judul Buku dan Tahun Terbit:

1. Student's Book - *My Next Words* - Bahasa Inggris untuk SD (Penerbit, CV. Prima Surya Pustaka, 2015)
2. Teacher's Book - *My Next Words* - Bahasa Inggris untuk SD (Penerbit, CV. Prima Surya Pustaka, 2017)

Profil Penelaah

Nama Lengkap : Ika Lestari Damayanti, S.Pd., MA., Ph.D.
Email : ikalestaridamayanti@upi.edu
Instansi : Balai Bahasa UPI
Alamat Instansi : Jalan Dr. Setiabudi 229 Bandung
Bidang Keahlian : Pendidikan Bahasa Inggris

Riwayat Pekerjaan/Profesi:

1. Dosen Prodi Pendidikan Bahasa Inggris

Riwayat Pendidikan dan Tahun Belajar:

1. PhD dari University of Wollongong, Australia tahun 2020
2. MA dari University of Warwick, Inggris tahun 2006
3. S.Pd dari Universitas Pendidikan Indonesia 2001

Judul Penelitian dan Tahun Terbit:

1. Damayanti, I. L., & Febrianti, Y. (2020). *Multimodal literacy: Unfolding reading path in children's picture book and its potential for EFL classrooms. Indonesian Journal of Applied Linguistics*, 9(3), 616-627.
2. Damayanti, I. L. (2017). *From storytelling to story writing: The implementation of reading to learn (R2L) pedagogy to teach English as a foreign language in Indonesia. Indonesian Journal of Applied*
3. Damayanti, I. L. (2014). *Gender construction in visual images in textbooks for primary school students. Indonesian Journal of Applied Linguistics*, 3(2), 100-116.

Profil Penelaah

Nama Lengkap : Pipit Prihartanti Suharto, S.Pd., MA.
Email : pipitprihartanti@unper.ac.id
Instansi : Universitas Perjuangan Tasikmalaya
Alamat Instansi : JL. PETA No. 177 Tawang Tasikmalaya 46115
Bidang Keahlian : Pendidikan Bahasa Inggris

Riwayat Pekerjaan/Profesi:

1. Dosen Prodi Pendidikan Bahasa Inggris UNPER Tasikmalaya
2. SD Juara Cimahi
3. *Language Center* IT Telkom

Riwayat Pendidikan dan Tahun Belajar:

1. MA dari Warwick University, Inggris tahun 2015-2016
2. Non-Degree Research Student di Gunma University, Jepang 2013-2015
3. S.Pd. dari Universitas Pendidikan Indonesia 2003-2008

Judul Buku dan Tahun Terbit:

1. Semangat Berbagi, Semangat Menginspirasi: 65 Tulisan Refleksi Pendidik Mengajar selama Masa Pandemi, 2020
2. Kelas Kreatif dengan Smartphone!: 107 Strategi Pembelajaran Jarak Jauh yang Kreatif dan Interaktif Menggunakan Gawai Pintar, 2020

Judul Penelitian dan Tahun Terbit:

1. Analisis Kebutuhan Siswa SD Terhadap Bahan Ajar Bahasa Inggris Berbasis Budaya Lokal, 2020
2. Effective INSET: *A reflection of a former primary school EFL teacher*, 2018
3. Teaching practice round the world – *organisation and effectiveness*, 2016

Profil Penelaah

Nama Lengkap : Windy Hastasasi, S.Pd., M.Pd.
Email : windy.hastasasi@cikal.co.id / windy2608@gmail.com
Instansi : Sekolah Cikal Cilandak
Alamat Instansi : Jl. TB Simatupang Kav 18, Cilandak, Jakarta Selatan
12430

Bidang Keahlian : Bahasa Inggris

Riwayat Pekerjaan/Profesi:

1. 2011-sekarang: Sekolah Cikal Cilandak (posisi saat ini: Kepala Sekolah)
2. 2008-2011: BINUS School Simprug (posisi terakhir: Associate Teacher)

Riwayat Pendidikan dan Tahun Belajar:

1. 2009-2012 Universitas Pelita Harapan S2 Manajemen Pendidikan
2. 1999-2003 Universitas Katolik Atma Jaya S1 FKIP Bahasa Inggris

Judul Buku dan Tahun Terbit:

1. Judul buku: Fun Learning: Aktivitas Cerdas 5 in 1 Nama pena: Anindya Gayatri Penerbit: Wahyu Media Terbit : 6 Juni 2017
2. Judul buku: Kinder School: Belajar Menulis Huruf & Kosakata: Nama pena: Anindya Gayatri: Penerbit: Wahyu Media: Terbit: 2015
3. Judul buku: Kreatif Bahasa Inggris SD/MI: Penulis buku: Tim Tunas Karya Guru: Penerbit Duta; 2014

Judul Penelitian dan Tahun Terbit:

“Hubungan Antara Budaya Organisasi dan Kepemimpinan Kepala Sekolah dengan Kepuasan Kerja Guru di Sekolah Dasar Cikal Jakarta Selatan”, 2012

Profil Penyunting

Nama Lengkap : Drs. Hendytio Rumbiono

Email : hendymedelina@gmail.com

Instansi : -

Alamat : -

Bidang Keahlian : Editor

Riwayat Pekerjaan/Profesi:

1. 2010-2016: Koordinator Penilaian Buku Nonteks Pelajaran di Pusat Kurikulum dan Petbukuan, Balitbang, Kemdikbud
2. 2010-2016: Staf Bidang Perbukuan, Pusat Kurikulum dan Perbukuan, Balitbang, Kemdikbud
3. 1989-2010: Staf bidang Pengendalian Mutu Buku di Pusat Perbukuan, Depdikbud

Riwayat Pendidikan dan Tahun Belajar:

1. S1, Fakultas Ilmu Sosial dan Ilmu Politik/Jurusan Administrasi Negara/Universitas Diponegoro-Semarang (1979 – 1987)

Judul Buku dan Tahun Terbit:

1. PPKn Kelas XI, Kurikulum 2013
2. PPKn Kelas IX, Kurikulum 2013

Profil Desainer

Nama Lengkap : Dewi Pratiwi, S.Pd.
Email : afkan_i@yahoo.com
Instansi : SMPN 1 Gunungputri
Alamat : Jl. Melati No. 34 Wanaherang Kab. Bogor
Bidang Keahlian : Matematika, Desainer

Riwayat Pekerjaan/Profesi:

1. CV Penerbit Regina
2. CV Ricardo Publishing & Printing
3. PT Leuser Cita Pustaka
4. Mengajar di SMPN 1 Gunungputri

Riwayat Pendidikan dan Tahun Belajar:

1. 2002 Universitas Pendidikan Indonesia FPMIPA jurusan Matematika

Judul Buku dan Tahun Terbit:

1. Judul buku: Mari Mengerti Matematika untuk SMP/MTs Kelas VII, VIII, IX
2. Judul buku: Pintar Matematika untuk SD Kelas I, II, III, IV, V, VI
3. Judul buku: Tematik SD Kelas I, II, III, IV, V, VI
4. Judul buku: Modul Matematika Siswa "BODAS" Bogor Cerdas untuk Kelas VIII

Judul Penelitian dan Tahun Terbit:

1. Meningkatkan Penguasaan Konsep Bilangan Bulat melalui Wayang Golek.
2. Berwirausaha Sejak Dini melalui Aritmetika Sosial

Profil Ilustrator

Nama Lengkap : Imam Kr Moncol
Email : ikrmoncol@yahoo.com
Instansi : -
Alamat : Jl. Rasamala No. 32 RT 02 RW 03 Curugmekar, Kec.
Bogor Barat, Kota Bogor
Bidang Keahlian : Ilustrasi (Menggambar) dan Menulis

Riwayat Pekerjaan/Profesi:

1. Ilustrator di Penerbit Yudhistira (1994 - 2012)
2. Ilustrator di Penerbit Zikrul Hakim (2012 - 2017)
3. Ilustrator di Penerbit Quadra (2017 - Sekarang)
4. Ilustrator dan Penulis Freelance di banyak penerbit

Riwayat Pendidikan dan Tahun Belajar:

1. SMA (1985 - 1988)

Judul Buku dan Tahun Terbit:

1. Ilustrasi Buku Sekolah semua bidang studi dan kelas sudah pernah dibautnya di penerbit Yudhistira dan Quadra Inti Solusi
2. Beberapa karya buku cerita anak yang ditulis dan digambar sendiri pernah diterbitkan di Penerbit Elexmedia, CPB, Zikrul Hakim
3. Komik Pilkada, Bangsa Jakarta yang diterbitkan oleh Penerbit Rumah Demokrasi